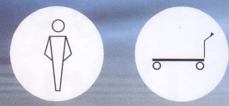


# Medium Duty Impact Traffic Door

## Durulite® Retailer



Durulite Retailer Doors are constructed with rotationally molded cross-linked polyethylene, making them extremely durable and capable of withstanding the wear and tear associated with sales-to-back room and walk-in cooler openings in high volume retail establishments. Known for their long-term value, they are ideal for use in supermarkets, retail establishments, institutions, restaurants and food service operations as they provide a visual separation, sound barrier and thermal separation. The door is designed to comply with all USDA sanitation requirements and is NSF approved. The corrosion resistant panel is ideal for washdown applications as it has no gaps or joint seams.



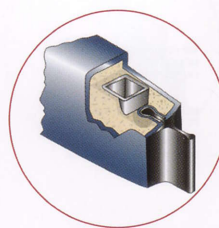
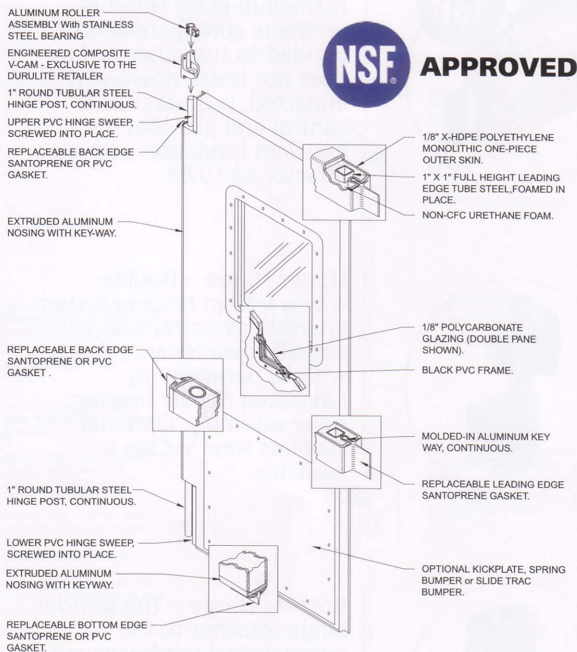
**Door Panel** – Lightweight, opens easily and closes every time. Overall panel thickness is 1-1/2", skin thickness is 1/8" and the door can be sized up to 8' x 8'. Cross-linked polyethylene outer skin retains its properties to -40°F.

**Window** – Large polycarbonate windows are virtually scratch resistant.


**Internal Reinforcement** – A 1" diameter hinge post is molded in the door and runs the full length of the panel. The hinge post sets into the jamb guard for structural stability and strength. The leading edge is reinforced with 1" x 1" tubular steel adding additional structural support.

**Gasketing** – Replaceable perimeter edge gasketing is used to reduce energy flow between environments. The door comes standard with gasket along the leading, back and bottom edges. Partially gasket doors are available.


Durulite Retailer shown with optional SlideTrac Bumpers™



**Insulated Core** – High density, Non-CFC urethane core is foamed-in-place to insure a tenacious bond between the core and outer skin, providing sound abatement and excellent thermal separation with an R factor of 9.86.



**Upper Hinge** – Patented V-Cam hinge system can travel up to 120° in each direction.



**Lower Hinge Assembly** – The lower hinge assembly holds the lower hinge post in position, preventing horizontal movement of the door. It also serves as a Lower Hinge Guard, protecting the Lower Hinge Post from impact damage.

Applications	Environment	Options
<ul style="list-style-type: none"> <li>• Food Processing</li> <li>• Institutional</li> <li>• Restaurant</li> <li>• Retail</li> <li>• Supermarket</li> </ul>	<ul style="list-style-type: none"> <li>• Cooler</li> <li>• USDA Accepted</li> <li>• Personnel</li> <li>• Interior</li> </ul>	<ul style="list-style-type: none"> <li>• Window Options</li> <li>• Impact/ Kick Plates</li> <li>• Teardrop Bumpers</li> <li>• Cart Guards</li> <li>• SlideTrac Bumpers™</li> </ul>