
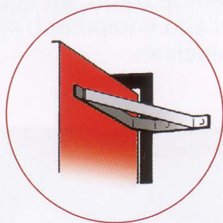



Durulite® Options




Durulite Industrial & Standard Double-pane windows – for use when temperature differential between rooms exceeds 30°F.




Wall mounted door stops




Durulite Retailer Double-pane window – for use when temperature differential between rooms exceeds 30°F.




Double locking device (lock not included)



180° x 90° door hinge system – for use when vehicles must make extremely tight turns after passing through the door. The system includes the door hinges, a spring assist, and a lower hinge guard.



Rotationally molded cross-linked polyethylene **Tear Drop Bumpers** with 3" or 4" projection in heights of 12", 18", 24", 36", 38" and 42" in various colors.



Surface mounted kickplates of high impact polyethylene or stainless steel.



Roto-molded polyethylene "D" shape **Universal SlideTrac Bumper™** has a 4-1/2" projection and a slide lock rail system allowing for easy bumper replacement. Available in the colors shown below.

Window Viewing Area

Each window is 1/8" polycarbonate set in a black frame. All view windows are factory installed and sealed. The exposed surface of the window is recessed a minimum of 1/8" from the face of the door to protect the surface from abrasion caused by passing loads. The viewing area exceeds the 200 sq. in. UBC requirements. ADA sizes are available.


Window sizes are as follows for Durulite Retailer:
 24", 27" and 30" panel12" x 18"
 32" and 34" panel12" x 18", 16" x 16"
 34", 42" and 48" panel . .12" x 18", 16" x 16" and 17" x 23"

Window sizes are as follows for Durulite Industrial & Standard:
 24" and 27" panel10 1/2" x 22 1/2"
 30" panel14 1/2" x 22 1/2"
 32" panel16 1/2" x 22 1/2"
 34" panel18 1/2" x 22 1/2"
 36", 39 1/2", 42", 48" panel20 1/2" x 22 1/2"
 54" and 60" panel22 1/2" x 22 1/2"

Additional Product Options

- Hold open device
- Limiting posts
- Push plates and pull handles
- Lower hinge guards
- Flexible top seals for partially gasketed doors
- Spring assisted hinges

Colors Available for Durulite Doors



Color shown may differ slightly from actual color. Consult factory for exact color match.